



Post Office Box 950  
Montgomery, Alabama 36101-0950

p - 334.262.2221  
f - 334.262.6474

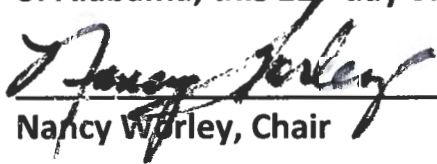
[www.aladems.org](http://www.aladems.org)



**Amended Certificate of Election Results**  
**For the Democratic Nominees**  
**In the**  
**Primary Election**  
**Held Tuesday, March 1, 2016**

By authority given to me as Chair of the Alabama Democratic Party (State Democratic Executive Committee of Alabama), I, Nancy Worley, do hereby certify the attached results canvassed by the State Democratic Executive Committee (SDEC) of Alabama.

Given under my hand and the Seal of the State Democratic Executive Committee of Alabama, this 11<sup>th</sup> day of March, 2016.

  
\_\_\_\_\_  
Nancy Worley, Chair

  
\_\_\_\_\_  
Date

  
\_\_\_\_\_  
Witness



Office	President					total
	Hillary Clinton	Roque "Rocky" De La Fuente	Martin J. O'Malley	Bernie Sanders	Uncommitted	
<b>Status</b>	<b>Won</b>					
<b>Total</b>	309,071	804	1,479	76,059	9,438	396,851
<b>Percentage</b>	77.88%	0.20%	0.37%	19.17%	2.38%	100.00%
Autauga	2,391	6	3	545	42	
Baldwin	5,307	15	31	2,709	149	
Barbour	2,585	3	8	222	33	
Bibb	942	4	10	246	46	
Blount	564	3	5	395	56	
Bullock	2,461	7	9	178	39	
Butler	2,197	3	5	156	24	
Calhoun	5,111	13	19	1,478	84	
Chambers	2,913	9	8	315	45	
Cherokee	712	7	10	269	80	
Chilton	861	3	2	289	23	
Choctaw	1,772	15	18	273	131	
Clarke	3,157	3	3	213	17	
Clay	814	3	7	135	35	
Cleburne	221	2	0	72	7	
Coffee	1,499	2	7	390	44	
Colbert	3,893	36	56	1,349	660	
Conecuh	2,031	21	21	544	227	
Coosa	1,013	2	4	125	11	
Covington	742	5	4	190	20	
Crenshaw	908	2	5	107	12	
Cullman	1,275	7	12	725	79	
Dale	1,544	3	10	415	34	
Dallas	8,581	76	168	1,774	936	
DeKalb	1,297	7	21	668	71	
Elmore	3,176	6	11	743	42	
Escambia	2,027	4	0	226	34	
Etowah	4,302	7	24	1,308	133	
Fayette	662	4	7	148	41	
Franklin	1,234	17	43	767	488	
Geneva	546	1	8	157	17	
Greene	2,717	12	14	213	58	
Hale	2,429	9	8	428	177	
Henry	1,173	3	5	163	26	
Houston	3,063	3	6	784	54	
Jackson	1,327	4	9	511	47	
Jefferson	67,408	61	121	14,341	638	
Lamar	442	4	12	173	87	
Lauderdale	3,691	11	22	1,769	189	
Lawrence	2,056	18	20	430	123	
Lee	7,162	7	18	2,477	67	
Limestone	3,224	7	14	1,136	57	
Lowndes	3,784	17	42	331	95	
Macon	4,295	1	8	484	26	
Madison	20,126	31	72	8,865	266	
Marengo	3,590	54	98	1,092	622	
Marion	119	1	1	74	11	
Marshall	1,495	4	8	824	78	
Mobile	29,243	34	55	5,778	288	
Monroe	2,438	5	4	205	30	

Montgomery	28,755	22	58	4283	233	
Morgan	3,903	8	16	1349	65	
Perry	2,599	11	30	389	137	
Pickens	2,328	11	30	453	233	
Pike	2,194	3	10	385	34	
Randolph	1,236	6	19	328	161	
Russell	4,382	24	44	989	580	
Shelby	6,682	13	20	3767	151	
St. Clair	1,814	6	7	751	42	
Sumter	2,990	21	44	416	226	
Talladega	5,564	6	15	783	68	
Tallapoosa	2,658	10	10	308	35	
Tuscaloosa	12,141	22	33	3446	193	
Walker	147	0	1	86	22	
Washington	1,518	25	40	568	495	
Wilcox	3,337	33	23	410	155	
Winston	303	1	3	139	9	total
total	309,071	804	1,479	76,059	9,438	396,851

Office	U.S. Senate	
Ballot Name	Ron Crumpton	Charles NaNa
Status	Won	
<b>Total</b>	153,897	120,526
<b>Percentage</b>	56.08%	43.92%
Autauga	1,159	954
Baldwin	3,399	2,005
Barbour	1,013	563
Bibb	523	458
Blount	499	192
Bullock	967	809
Butler	568	1,212
Calhoun	2,838	1,905
Chambers	1,025	1,466
Cherokee	429	270
Chilton	493	250
Choctaw	826	255
Clarke	685	1,138
Clay	407	307
Cleburne	139	63
Coffee	704	653
Colbert	2,537	1,915
Conecuh	755	875
Coosa	318	407
Covington	310	318
Crenshaw	320	355
Cullman	1,047	476
Dale	895	609
Dallas	5,032	2,184
DeKalb	1,045	379
Elmore	1,866	881
Escambia	549	715
Etowah	2,937	1,328
Fayette	353	285
Franklin	1,275	315
Geneva	254	271
Greene	1,153	528
Hale	727	1,021
Henry	537	298
Houston	1,635	1,101
Jackson	867	320
Jefferson	30,289	33,061
Lamar	313	128
Lauderdale	2,856	1,150
Lawrence	1,089	795
Lee	3,514	3,766

Limestone	1,959	1,210
Lowndes	1,195	774
Macon	1,520	1,954
Madison	11,893	8,038
Marengo	1,270	1,354
Marion	118	41
Marshall	1,290	471
Mobile	14,279	10,666
Monroe	865	941
Montgomery	13,513	11,190
Morgan	2,096	1,265
Perry	1,749	1,282
Pickens	702	1,006
Pike	995	821
Randolph	617	513
Russell	2,127	2,190
Shelby	4,676	2,464
St. Clair	57	73
Sumter	1,054	709
Talladega	2,563	2,168
Tallapoosa	1,183	1,007
Tuscaloosa	6,919	2,587
Walker	162	31
Washington	1,231	730
Wilcox	1,465	974
Winston	252	86


Office & Ballot Name	Status	Total	%
<b>State School Board, District 5</b>			
Ella B. Bell	Nominated	68230	87.64%
Joanne Shum		9622	12.36%
<b>Circuit Judge, 4th Judicial Circuit PI 2</b>		<b>Total</b>	<b>%</b>
Jana Russell Garner		9106	44.06%
Don McMillan		11559	55.94%
<b>Circuit Judge, 10th Judicial Circuit PI 4</b>		<b>Total</b>	<b>%</b>
Javon Jolie Patton	Nominated	28424	56.41%
Charles ("Chuck") Price		21965	43.59%
<b>Circuit Judge, 10th Judicial Circuit, PI 11</b>		<b>Total</b>	<b>%</b>
Joe Basgier		13657	27.32%
Brendette Brown Green	Runoff	16097	44.30%
Linda Hall	Runoff	20240	40.48%
<b>Circuit Judge, 10th Judicial Circuit, PI 17</b>		<b>Total</b>	<b>%</b>
Moncia Agee		10756	20.75%
Elisabeth French	Nominated	41090	79.25%
<b>Circuit Judge, 10th Judicial Circuit, PI 22</b>		<b>Total</b>	<b>%</b>
Perryn Suzanne Carroll		15872	32.22%
Tamara Harris Johnson	Nominated	28075	56.99%
Russ Parker		5315	10.79%
<b>Circuit Judge, 10th Judicial Circuit, PI 23</b>		<b>Total</b>	<b>%</b>
Agnes Chappell	Nominated	30130	61.68%
Carnella Greene-Norman		18721	38.32%
<b>Circuit Judge, 10th Judicial Circuit, PI 26</b>		<b>Total</b>	<b>%</b>
Alaric May		11782	24.22%
Michael Streety	Runoff	16205	33.32%
Everett W. Wess	Runoff	20653	42.46%
<b>Circuit Judge, 10th Judicial Circuit, PI 25 (Bessemer Division)</b>			<b>%</b>
Roderick "Rod" Evans	Runoff	5058	29.34%
Reginald Jeter	Runoff	8010	46.46%
Yusuf (Jeffery Hood) Olufemi		4174	24.21%
<b>Circuit Judge, 15th Judicial Circuit, PI 1</b>		<b>Total</b>	<b>%</b>
Greg Griffin	Nominated	17881	63.17%

Vicky Underwood Toles		10425	36.83%
<b>Circuit Judge, 15th Judicial Circuit, PI 5</b>		<b>Total</b>	<b>%</b>
James H. Anderson	Nominated	18642	72.31%
Frank Snowden		7138	27.69%
<b>Circuit Judge, 15th Judicial Circuit, PI 8</b>		<b>Total</b>	<b>%</b>
Gwendolyn Kennedy Green		12410	43.21%
Calvin L. Williams	Nominated	16308	56.79%
<b>District Judge, Jefferson Co. PI 4</b>		<b>Total</b>	<b>%</b>
William A. "Tony" Bell, Jr.	Nominated	38548	75.37%
Clotele Hardy Brantley		12597	24.63%
<b>District Judge, Jefferson Co. PI 5</b>		<b>Total</b>	<b>%</b>
Pamela Wilson Cousins		15717	31.29%
Shera Craig Grant	Nominated	26106	51.97%
John C. Hall		4527	9.01%
Bob Shores		3884	7.73%
<b>District Judge, Jefferson Co. PI 10</b>		<b>Total</b>	<b>%</b>
Rukeya "Rudy" McAdory McCullough		6713	37.65%
Debra Bennett Winston	Nominated	11119	62.35%
<b>District Judge, Russell County PI 1</b>		<b>Total</b>	<b>%</b>
Zack Collins		3889	64.98%
Buster Landreau		2096	35.02%
<b>District Judge, Russell County PI 2</b>		<b>Total</b>	<b>%</b>
Walter Lee Gray, III	Nominated	3402	61.72%
April Logan-Russell		2110	38.28%
<b>District Judge, Wilcox Co.</b>		<b>Total</b>	<b>%</b>
Felicia Pettway		1751	43.70%
Briana Westry-Robinson	Nominated	2256	56.30%
<b>District Attorney, 4th Circuit</b>		<b>Total</b>	<b>%</b>
Michael Jackson	Nominated	15227	67.59%
Faya (Rose Sanders) Toure		7301	32.41%
<b>District Attorney, 10th Circuit</b>		<b>Total</b>	<b>%</b>
Charles Todd Henderson	Nominated	38775	60.74%
Raymond L. Johnson, Jr		25066	39.26%
<b>District Attorney, 10th Circuit (Bessemer Division)</b>		<b>Total</b>	<b>%</b>

Lynneice Olive-Johnson	Nominated	9838	53.48%
Minnie L. Tunstall		2099	11.41%
Lonnie A. Washington, Sr.		6460	35.11%
<b>District Attorney, 17th Circuit</b>		<b>Total</b>	<b>%</b>
Gregory S. Gregory	nominated	6875	56.54%
Barrown Lankater		5284	43.46%
<b>District Attorney, 26th Circuit</b>		<b>Total</b>	<b>%</b>
Kenneth (Kenny) Davis	Nominated	3399	56.54%
Jamie Graham		2613	43.46%



	Hillary Clinton CD1						1511	
<b>Gender</b>	<b>Name</b>	<b>Baldwin</b>	<b>Clarke</b>	<b>Escambia</b>	<b>Mobile</b>	<b>Monroe</b>	<b>Washington</b>	<b>Total</b>
F	Elva C. Barnett	951	82	153	1947	135	118	<b>3386</b>
F	Ty "Chocolate Ty" Burden	871	67	151	5036	84	85	<b>6294</b>
F	Pat Edington	1217	44	151	3360	84	513	<b>5369</b>
F	Virginia Edington	1011	71	113	2419	94	497	<b>4205</b>
F	Vivian D. Figures	2696	370	471	20388	682	989	<b>25596</b>
F	Mary Catherine Gipson	1001	244	624	4149	643	821	<b>7482</b>
F	Pamela J. Laffite	736	82	100	4585	143	98	<b>5744</b>
F	Darby Luxenberg	432	17	46	873	35	35	<b>1438</b>
F	Mary Morris	1037	265	628	6072	665	453	<b>9120</b>
F	Donna F. Orchard	504	18	42	812	34	35	<b>1445</b>
F	Barbara Turner	1188	180	198	4376	1596	323	<b>7861</b>



<b>Gender</b>	<b>Name</b>	<b>Baldwin</b>	<b>Clarke</b>	<b>Escambia</b>	<b>Mobile</b>	<b>Monroe</b>	<b>Washington</b>	<b>Total</b>
M	Alec D. Barnett, Jr.	1142	54	165	2027	177	147	<b>3712</b>
M	Napoleon Bracejy, Jr.	1505	325	154	15548	255	724	<b>18511</b>
M	James E. Buskey	1612	294	672	12612	888	890	<b>16968</b>
M	Gregory B. Dawkins	837	49	129	1935	100	97	<b>3147</b>
M	Jacob Dean	826	66	130	1991	264	172	<b>3449</b>
M	Robert Eddington	1041	41	115	3057	119	442	<b>4815</b>
M	Willie A. James, III	1107	261	649	5436	756	775	<b>8984</b>
M	Robert Roy McGhee	689	51	162	1538	186	139	<b>2765</b>
M	Michael Perhaes	486	19	61	956	49	41	<b>1612</b>
M	Charlie L. Staten	1032	223	537	6638	710	456	<b>9596</b>

Hillary Clinton Delegates CD 2																	
Gender	Name	Autauga	Barbour	Bullock	Butler	Coffee	Conecuh	Covington	Crenshaw	Dale	Elmore	Geneva	Henry	Houston	Montgomery	Pike	Total
	Valvier "Val" Bright	789	543	621	1178	604	729	271	345	468	696	216	208	897	4241	581	12387
	Janet Y. Buskey	796	440	463	1390	523	647	250	376	352	848	178	119	707	7925	533	15547
	Holly Caraway	216	267	87	81	196	125	84	73	185	254	71	90	380	745	177	3031
	Tyna Davis	891	669	524	1271	531	717	292	334	425	822	192	238	864	5223	544	13537
	Tamara "Tammy Knight" Flemming	352	544	325	270	315	139	79	87	319	719	69	258	741	5368	358	9943
	Wanda M. Foust	123	122	57	45	98	71	43	27	105	190	21	31	212	716	113	1974
	Sheena Gamble	202	436	107	99	160	86	47	89	164	333	36	88	324	1564	238	3973
	Tina Hargrave	149	123	61	66	145	80	44	38	139	216	39	54	238	1047	101	2540
	Ann Hubbert	214	231	236	105	157	93	58	57	180	368	46	85	319	1316	208	3673
	Mary S. King	203	481	758	74	136	130	63	68	151	261	43	83	340	1233	224	4248
	Sharon Wheeler	162	226	313	59	170	97	48	36	153	263	30	56	274	1241	310	3438
	Lakesha Womack	448	634	221	460	255	822	124	156	359	671	56	221	641	2566	352	7986

Gender	Name	Autauga	Barbour	Bullock	Butler	Coffee	Conecuh	Covington	Crenshaw	Dale	Elmore	Geneva	Henry	Houston	Montgomery	Pike	Total
	Joe Cottle	222	230	76	83	191	119	95	62	216	297	61	71	445	903	186	3257
	Napoleon Culver	137	253	50	50	162	68	39	16	231	152	46	535	644	598	120	3101
	Warren Davis	301	369	180	135	265	227	86	53	316	456	93	125	580	2942	255	6383
	John Knight	576	1061	615	436	325	229	129	177	372	1074	87	239	706	6014	559	12599
	Julian McPhillips	430	300	457	210	194	139	88	117	192	746	51	57	352	3307	289	6929
	Joe Reed	1195	1003	944	1528	822	1213	416	555	660	1313	288	283	1306	5663	1093	18282
	Steven L. Reed	807	360	487	1253	534	633	233	359	363	738	191	97	679	6988	450	14172
	Quinton T. Ross	688	514	686	421	305	181	123	130	307	1279	67	95	617	7536	543	13492

Hillary Clinton CD 3															
Gender	Name	Calhoun	Chambers	Cherokee	Clay	Cleburne	Lee	Macon	Montgomery	Randolph	Russell	St. Clair	Talladega	Tallapoosa	Total
F	Liz McAdory Borg	734	170	126	117	37	987	174	304	124	347	313	538	220	<b>4191</b>
F	Gwendolyn Harris Brooks	1728	2193	176	134	55	1936	1395	1482	207	989	560	1509	888	<b>13252</b>
F	Jacquelyn Carlisle	1166	300	99	115	29	1075	2028	461	170	514	316	771	236	<b>7280</b>
F	Sarah Elisabeth Clayton	903	192	166	92	45	814	269	364	147	419	392	654	214	<b>4671</b>
F	Shelia Degan Gilbert	1179	183	101	101	45	556	192	334	114	366	281	686	166	<b>4304</b>
F	Carol Gowen	558	95	95	64	15	439	256	320	86	264	249	494	243	<b>3178</b>
F	Patricia Thomas Ivery	653	131	77	54	23	622	358	499	84	485	245	497	224	<b>3952</b>
F	Pat "Patsy" Jones	1464	1527	269	193	50	4290	1584	800	495	1555	539	1969	1219	<b>15954</b>
F	Rebecca Marion	676	1329	139	53	16	2078	1071	499	39	867	334	1392	1109	<b>9602</b>
F	Gail Rutherford	676	128	95	58	28	645	180	279	89	482	266	411	131	<b>3468</b>
F	Evelyn Jeter Thomas	843	208	95	62	23	1159	958	1058	85	592	325	703	320	<b>6431</b>

Hillary Clinton															
Gender	Name	Calhoun	Chambers	Cherokee	Clay	Cleburne	Lee	Macon	Montgomery	Randolph	Russell	St. Clair	Talladega	Tallapoosa	Total
	Zack Buckner	646	155	115	86	27	728	151	833	101	644	320	1505	164	<b>5475</b>
	Vann Caldwell	539	93	63	62	17	486	148	159	76	231	222	479	167	<b>2742</b>
	Johnny Ford	1702	1789	284	251	57	3890	2686	1605	499	1961	647	2149	1708	<b>19228</b>
	Harry Gilliam	929	1206	177	63	23	2122	1003	472	369	908	401	1450	602	<b>9725</b>
	Fred Gray, Jr.	1427	1421	189	111	41	3689	2749	1737	422	1554	537	1850	1294	<b>17021</b>
	Allen Jackson	848	281	146	110	31	877	216	412	182	533	329	641	242	<b>4848</b>
	Everett B. Kelley	1320	144	56	54	22	455	145	197	80	206	227	1283	169	<b>4358</b>
	Theron Stokes	525	98	40	42	8	486	161	449	71	229	238	311	382	<b>3040</b>
	Darrell Turner	862	279	113	105	94	827	233	459	152	449	379	829	386	<b>5167</b>
	Larry F. Warren	634	98	61	50	23	597	336	196	63	181	137	238	98	<b>2712</b>
	Robert "Bobby" Warren	696	245	119	67	25	1009	1886	338	86	336	251	427	224	<b>5709</b>


Hillary Clinton CD4		41																442															
Gender	Name	Blount	Cherokee	Colbert	Cullman	DeKalb	Etowah	Fayette	Franklin	Jackson	Lamar	Lawrence	Marion	Marshall	Tuscaloosa	Walker	Winston	Total															
F	Linda M. Armstead	20	3	877	427	312	677	335	232	0	106	276	32	446	450	46	82	3421															
F	Peggy Baker	12	6	1478	420	427	700	271	355	0	146	845	45	454	372	44	88	4167															
F	Maudie Bedford	11	2	2294	368	325	364	173	1039	0	121	430	65	332	249	45	99	3610															
F	Aldis Abernathy Donald	9	3	241	151	120	150	29	56	0	15	72	11	158	204	13	32	1011															
F	Ann Green	10	10	550	376	274	1309	73	262	0	78	335	42	388	366	41	85	3629															
F	Delaina Greene	1	0	243	126	112	208	39	103	0	28	494	11	111	209	11	19	1471															
F	Shelia Diane Harvel	7	4	280	172	105	256	29	73	0	25	91	9	171	180	9	44	1164															
F	Gertie M. Lowe	4	4	197	152	148	2116	50	57	0	53	76	12	169	196	16	37	3082															
F	Charlene McCoy	4	9	1096	186	177	830	36	120	0	32	131	17	246	218	14	43	2050															
F	Carolyn Holt Parker	5	10	433	237	198	2075	38	143	0	35	196	18	245	241	13	46	3485															
F	Sue Thompson	11	8	1516	407	324	1159	236	322	0	154	900	43	401	768	56	82	4852															

Hillary Clinton		41																442															
Gender	Name	Blount	Cherokee	Colbert	Cullman	DeKalb	Etowah	Fayette	Franklin	Jackson	Lamar	Lawrence	Marion	Marshall	Tuscaloosa	Walker	Winston	Total															
M	Robert Avery	19	11	1177	538	484	3260	313	311	0	160	865	43	572	760	70	95	7471															
M	Roger Bedford, Jr.	14	5	2976	610	545	968	350	1516	0	267	872	90	574	594	80	171	6637															
M	Chris A. Cothran	8	6	360	274	264	1317	65	145	0	35	181	22	346	362	28	62	3101															
M	Casey J. Eggleston	6	8	1948	251	192	343	47	164	0	43	188	21	243	314	24	62	1892															
M	Devin Michael Kenamer	7	6	823	242	227	357	35	94	0	30	146	13	337	285	16	47	1829															
M	Dakota Nichols	6	6	366	319	213	443	60	172	0	36	390	22	276	325	32	77	2365															
M	Jim Spearman	13	7	1196	451	362	778	259	307	0	230	784	43	409	464	54	90	4231															

Hillary Clinton CD 5							
Gender	Name	Jackson	Lauderdale	Limestone	Madison	Morgan	total
F	Deborah L. Barros-Smith	335	1016	718	4087	777	<b>6933</b>
F	Sara M. Bradley	341	937	796	4085	1028	<b>7187</b>
F	Cindi Cassis Branham	207	505	391	2647	434	<b>4184</b>
F	Susan C. Brown	418	1199	873	4801	1023	<b>8314</b>
F	Barbara Bryant Cady	226	611	685	4695	644	<b>6861</b>
F	Sheryl Corke	179	580	623	3719	673	<b>5774</b>
F	Laura Hall	411	1454	1554	15095	1226	<b>19740</b>
F	Sandra Rhodes	276	991	646	4429	683	<b>7025</b>

Hillary Clinton							
Gender	Name	Jackson	Lauderdale	Limestone	Madison	Morgan	total
M	Roger Bedford, III	464	2189	1131	5018	1113	<b>9915</b>
M	Danny Blanchard	215	500	526	3679	398	<b>5318</b>
M	Tyler Bullard	206	536	415	2618	389	<b>4164</b>
M	Rex Cheatham	261	697	747	3431	1835	<b>6971</b>
M	Jordan Cozby	145	304	332	2215	229	<b>3225</b>
M	Eddie L. Greene	166	601	643	5945	416	<b>7771</b>
M	George Herring	184	533	657	3264	941	<b>5579</b>
M	R.J. Rhodes	225	629	417	2640	342	<b>4253</b>
M	Eddie Sherrod	216	786	969	8301	815	<b>11087</b>

Hillary Clinton CD 6								
Gender	Name	Bibb	Blount	Chilton	Coosa	Jefferson	Shelby	total
F	Jarralynne Agge	391	99	363	394	3774	1825	6846
F	Candis Austin	51	90	79	74	1631	780	2705
F	Summer Drummonds Basgier	36	62	62	46	1229	481	1916
F	Mindy Boggs	70	104	137	57	1647	878	2893
F	Elexia Coleman	55	31	57	64	1588	769	2564
F	Merika Coleman	474	73	135	318	5746	1753	8499
F	Carolyn (CC) Culpepper	466	80	169	378	2127	1181	4401
F	Chandler Durrah	15	23	32	33	451	222	776
F	Andrea Gaston	50	50	79	51	2063	915	3208
F	Connie Goldsby	27	38	48	43	1519	449	2124
F	Sandra M. Haley	52	36	57	49	1233	480	1907
F	Elizabeth (Liz) Johnson	53	73	81	73	1942	821	3043
F	Dawn Dupree Kelley	24	36	43	48	916	351	1418
F	Cheryl Patton	44	47	35	50	1879	722	2777
F	Janice Rice	114	51	107	78	1487	702	2539
F	Emily C. Schimdt	16	27	34	26	804	326	1233
F	Anne Strickland	29	41	70	40	1099	468	1747
F	Patricia Todd	68	109	89	61	5748	1515	7590
F	Linda Verin	14	18	18	18	1822	348	2238
F	Paige Davis Wallace	20	32	49	24	1051	461	1637
F	Charlottee Wilson	38	56	101	55	1414	606	2270



Hillary Clinton								
Gender	Name	Bibb	Blount	Chilton	Coosa	Jefferson	Shelby	total
	Louis Baxley	172	150	318	207	5291	1833	7971
	Rafeal Brathwaite	337	86	125	302	2406	1314	4570
	Alex Davis	76	90	129	80	2727	1144	4246
	Paul H. Franklin	62	102	129	65	2529	1056	3943

Charles H. Fuller	87	89	144	126	3527	1292	5265
John W. Haley	64	72	101	55	2473	854	3619
Charles Todd Henderson	71	75	120	87	4475	1098	5926
Mark Lester	77	92	122	80	3421	1138	4930
Jordan Pittman	50	58	86	48	2592	1069	3903
Fergus Tuohy	22	46	41	11	1833	604	2557
Ralph Young	105	106	170	112	3851	1441	5785

Hillary Clinton CD 7		10778														Total
Gender	Name	Choctaw	Clarke	Dallas	Greene	Hale	Jefferson	Lowndes	Marengo	Montgomery	Perry	Pickens	Sumter	Tuscaloosa	Wilcox	Total
F	Louise Alexander	127	620	694	260	473	18943	214	179	1776	380	872	440	1003	297	26278
F	Monica L. Arrington	54	104	262	87	106	2622	272	812	2171	381	851	97	909	79	8807
F	Ella B. Bell	277	1034	3272	397	677	3510	1960	1531	7224	1584	909	1010	1135	1206	25726
F	Shirley D. Billups	50	101	172	78	81	1538	697	114	802	110	130	96	767	73	4809
F	Lucy C. Bonds	36	83	209	36	105	815	51	88	320	90	68	72	490	60	2523
F	Helen Carter	75	123	250	95	58	1277	74	120	419	103	72	89	505	52	3312
F	Linda Coleman	66	229	369	126	220	20616	111	183	657	752	96	127	1001	94	24647
F	Myisha Davis	498	679	2260	824	468	7402	315	330	1536	68	112	239	2440	681	17852
F	Priscilla P. Dunn	63	417	470	67	449	9979	151	778	1480	705	67	255	655	221	15757
F	Avietta Embry	7	25	45	8	19	385	7	20	96	30	16	21	97	10	786
F	Vivian J. Ford	93	158	372	93	73	2008	202	100	1045	194	73	55	629	75	5170
F	Donna Foster	83	85	241	214	176	934	62	117	294	163	73	82	1418	58	4000
F	Juandalynn "LeLe" Givan	19	34	204	25	31	15934	31	63	344	38	37	30	421	22	17233
F	Lizzie lyles Hannah	10	25	58	14	43	292	8	24	110	41	31	34	2085	22	2797
F	Lena A. Hardaway	67	45	151	240	104	523	29	249	297	71	59	1446	369	229	3879
F	Edith Holloway	52	56	245	34	19	643	25	84	280	51	39	73	224	23	1848
F	Arickia Hunter	19	17	217	15	20	729	43	30	283	47	22	17	253	28	1740
F	Britney Jackson	51	135	249	57	95	1214	83	104	500	130	72	71	455	93	3309
F	Whitney Jackson	56	127	199	37	68	1014	62	97	418	141	68	70	466	77	2900
F	Jynae Kathie Jones	13	17	52	16	22	471	17	22	164	30	21	42	200	15	1102
F	Patricia Ann McAdory	18	17	76	21	26	5710	18	64	179	45	28	31	247	26	6506
F	Kathy Medley	19	29	133	18	11	356	22	42	124	38	39	33	155	21	1040
F	Lateca Reeves	21	39	391	23	32	488	32	48	259	27	27	27	237	20	1671
F	Vinnie Hogan Royster	4	13	43	17	40	155	6	30	67	457	5	14	97	9	957
F	Jenny R. Ryan	15	22	81	6	137	307	10	37	75	48	30	22	301	18	1109
F	Nancy Gardner Sewell	84	91	2573	54	105	1639	508	196	758	891	84	223	643	165	8014
F	Crystal N. Smitherman	23	221	301	141	291	4132	112	497	450	189	140	112	397	162	7168
F	Shelia Smoot	634	374	1041	934	1034	17364	311	1105	608	545	1129	1002	3490	624	30195
F	Emma Tolbert	429	30	1643	633	77	562	249	196	344	71	21	25	1521	446	6247
F	Shelia D. Tyson	441	42	1444	648	162	14255	255	218	287	65	61	32	1781	385	20076
F	Eva Walton	31	20	58	27	13	336	14	27	94	20	19	20	206	20	905
F	Litonya White	31	52	92	19	26	412	25	58	195	23	32	17	326	18	1326
F	Tori Wolfe-Sisson	9	18	49	8	10	358	13	30	122	19	22	16	182	10	866

Gender	Name	Choctaw	Clarke	Dallas	Greene	Hale	Jefferson	Lowndes	Marengo	Montgomery	Perry	Pickens	Sumter	Tuscaloosa	Wilcox	Total
M	Fred Bell	128	813	927	145	470	7696	1906	886	5276	398	953	610	1267	432	21907
M	Chris Davis	71	211	259	69	144	3774	74	155	597	92	236	133	734	87	6636
M	Grover Dunn	35	443	358	57	250	9106	118	619	1470	212	688	281	466	336	14439
M	Christopher John England	32	57	1586	849	169	6073	211	286	303	130	155	165	4595	475	15086
M	George Evans	43	120	1949	31	71	1260	272	243	648	377	61	94	342	157	5668
M	Samuel Fisher	28	92	75	13	38	1768	36	62	315	47	59	63	316	38	2950
M	Toice Goodson	10	21	33	797	59	427	17	39	129	35	77	41	330	14	2029
M	Allen Gregory	26	52	88	19	38	784	22	56	305	40	59	43	292	27	1851
M	Eric Lamar Hall	27	69	123	42	58	2146	69	67	370	48	74	59	424	59	3635
M	Earl Hillard, Jr.	135	662	2717	960	746	19508	729	1220	3035	1139	872	803	4046	1015	37587
M	Everett Hoagland	8	29	38	9	19	428	6	19	77	19	15	32	129	10	838
M	Eric Major	21	57	89	23	27	11291	24	36	256	55	48	51	282	31	12291
M	Darrio Melton	13	31	2924	15	19	558	51	26	202	277	23	25	250	69	4483
M	Fred "Coach" Plump	26	47	88	35	27	12135	26	55	569	55	58	65	469	33	13688
M	William Pompey	26	461	408	48	314	1664	82	532	885	117	560	150	241	616	6104
M	Freddy Rubio	16	35	50	12	27	970	18	27	134	37	52	27	223	11	1639
M	Hank Sanders	673	606	4164	1020	647	9347	1388	1067	3348	1525	190	827	3081	1448	29331
M	Bobby Singleton	606	185	571	833	1415	5542	330	788	873	1398	353	1072	4488	177	18631



M	Rodger M. Smitherman	27	214	225	69	227	16781	63	262	790	114	171	164	458	87	19652
M	Elliot Spillers	8	34	49	13	25	655	12	30	107	24	30	33	396	9	1425
M	Albert Turner, Jr.	411	238	1333	314	556	4910	142	383	659	1315	87	313	847	348	11856
M	Vernon A. Underwood	787	56	85	42	31	1967	37	43	641	35	40	72	377	19	4232
M	Mathew Weathers	14	45	67	14	27	1241	24	49	217	25	46	37	247	38	2091

O'Malley CD1								
Gender	Name	Baldwin	Clarke	Escambia	Mobile	Monroe	Washington	Total
F	Ellen Alsobrook	510	51	144	3149	263	241	<b>4358</b>
F	Christian Smith	690	75	262	6023	537	408	<b>7995</b>
	Total							
Gender	Name	Baldwin	Clarke	Escambia	Mobile	Monroe	Washington	Total
M	David E. Alsobrook	563	39	178	3813	281	232	<b>5106</b>
M	Howard McPhail	508	65	146	3722	348	276	<b>5065</b>
	Total							


Martin O'Malley CD 2																	33		
Gender	Name	Autauga	Barbour	Bullock	Butler	Coffee	Conecuh	Covington	Crenshaw	Dale	Elmore	Geneva	Henry	Houston	Montgomery	Pike	Total		
F	Nettye Pugh	134	228	257	151	106	168	45	67	129	228	34	130	273	1240	242	3432		
F	Sandra Wood	556	447	442	240	280	536	150	196	398	886	110	346	559	3410	527	9083		
Gender	Name	Autauga	Barbour	Bullock	Butler	Coffee	Conecuh	Covington	Crenshaw	Dale	Elmore	Geneva	Henry	Houston	Montgomery	Pike	Total		
M	Lance Latham	306	319	308	184	196	259	121	115	292	573	63	211	406	2435	382	6170		





O'Malley CD5							
Gender	Name	Jackson	Lauderdale	Limestone	Madison	Morgan	total
F	Rebecca R. Krause	131	478	349	2293	391	3642
F	Brandi Mathews	160	513	562	3343	574	5152
	total						
Martin O'Malley							
Gender	Name	Jackson	Lauderdale	Limestone	Madison	Morgan	total
M	Parker Griffith	203	770	574	3153	655	5355
M	William L. Krause	143	464	457	3146	434	4644
	total						

	Martin O'Malley CD6		5					
Gender	Name	Bibb	Blount	Chilton	Coosa	Jefferson	Shelby	total
F	Leah Atkins	105	57	66	114	1544	583	2469
F	Charlene Cannon	93	46	77	120	1442	493	2271




	Martin O'Malley CD6							
Gender	Name	Bibb	Blount	Chilton	Coosa	Jefferson	Shelby	total
M	Brandon Wilson	117	61	104	142	2215	700	3339

Martin O'Malley cd7		16														
Gender	Name	Choctaw	Clarke	Dallas	Greene	Hale	Jefferson	Lowndes	Marengo	Montgomery	Perry	Pickens	Sumter	Tuscaloosa	Wilcox	Total
F	Kimberly Lewis	153	104	652	107	102	2891	241	243	887	86	122	185	573	180	6526
F	LaQuita R. Owens	65	55	327	61	51	2859	75	151	425	47	77	67	573	99	4932
F	Sarah Collins Rudolph	54	33	404	47	48	1467	113	129	272	63	69	107	238	85	3129
F	Dora L. Thomas	89	60	240	95	48	551	152	87	224	47	60	176	517	127	2473
F	Helen Prewitt Wells	25	30	188	52	34	611	50	85	109	33	53	62	296	61	1689
Martin O'Malley		16														
Gender	Name	Choctaw	Clarke	Dallas	Greene	Hale	Jefferson	Lowndes	Marengo	Montgomery	Perry	Pickens	Sumter	Tuscaloosa	Wilcox	Total
M	Rodney Huntley	69	44	416	73	53	3118	212	180	634	77	123	140	328	113	5580
M	Wendell Simpson	118	122	649	107	94	3340	208	239	653	75	138	239	473	237	6692
M	Maxie Thomas	100	68	516	120	84	2438	134	166	456	48	126	166	1226	164	5812



Bernie Sanders CD 1 delegates								
Gender	Name	Baldwin	Clarke	Escambia	Mobile	Monroe	Washington	Total
f	Shonda Dexter	1838	54	166	5631	240	200	8129
f	Jennifer James	1930	68	173	5211	331	304	8017
f	Heather Milton	1646	31	171	3906	243	258	6255
f	Marian Ponder	1553	19	115	3105	150	141	5083



Bernie Sanders CD 1 delegates								
Gender	Name	Baldwin	Clarke	Escambia	Mobile	Monroe	Washington	Total
m	Jason "JJ" James	1353	40	144	3858	192	210	5797
m	Kenny Milton	1173	34	146	3408	217	197	5175
m	Marcellus N. Parker, Jr.	1204	41	117	4134	248	127	5871
m	Carl Augustus Pinyard, IV	958	13	65	1886	58	77	3057
m	Gary V. Revere	946	16	43	1711	56	91	2863
m	Ronald Shirley	1083	32	109	2662	162	213	4261

Bernie Sanders CD 2 Delegates																		
Gender	Name	Autauga	Barbour	Bullock	Butler	Coffee	Conecuh	Covington	Crenshaw	Dale	Elmore	Geneva	Henry	Houston	Montgomery	Pike	Total	
	Marsha C. Allison	239	116	78	67	147	143	56	51	170	300	39	87	266	1192	179	3130	
	Alexandria Anderson	187	107	95	59	124	110	43	35	138	297	45	64	287	1258	163	3012	
	Tana Arnoldsen	113	60	53	38	68	66	27	36	101	172	27	27	183	701	94	1766	
	Laura Binford	184	112	68	54	119	107	41	36	113	247	47	69	358	859	126	2540	
	Norma R. Cleghorn	102	39	43	23	66	35	32	16	69	124	19	19	117	480	62	1246	
	Beth Sanders	441	276	200	152	312	329	117	130	353	598	122	214	586	2200	411	6441	
	Tatum Northington Smith	189	50	66	25	74	30	19	18	78	146	22	23	150	554	71	1515	
	Teresa B. Tolbert	262	171	220	96	156	186	98	69	172	415	62	104	384	1836	238	4469	


Bernie Sanders CD 2 Delegates																		
Gender	Name	Autauga	Barbour	Bullock	Butler	Coffee	Conecuh	Covington	Crenshaw	Dale	Elmore	Geneva	Henry	Houston	Montgomery	Pike	Total	
	Robert B. Jackson	380	284	229	145	200	300	77	112	304	514	74	179	487	1678	361	5324	
	Jacob Robert Lacey	175	88	91	54	134	91	66	51	139	302	40	39	252	866	129	2517	
	Rodney Lee Lindsay	157	88	103	55	124	180	49	37	121	252	60	69	264	871	154	2584	
	Joseph Ponder	158	82	99	48	115	90	50	42	124	213	46	48	279	874	132	2400	
	Brandon Lee Richards	160	79	72	65	105	98	50	34	123	230	38	61	247	917	123	2402	
	Will Steinker	128	39	49	23	78	51	22	19	68	157	28	13	141	786	74	1676	
	Timothy Craig Tolbert	179	58	70	56	123	87	65	36	120	198	42	36	244	893	141	2348	
	Mike Walker	190	94	125	57	116	93	48	31	155	252	37	108	216	827	147	2496	
	Calvin Wilborn	160	238	56	152	103	58	30	23	98	237	31	47	188	1103	103	2627	



Bernie Sanders CD4																			
Gender	Name	Blount	Cherokee	Colbert	Cullman	DeKalb	Etowah	Fayette	Franklin	Jackson	Lamar	Lawrence	Marion	Marshall	Tuscaloosa	Walker	Winston	Total	
F	Amanda Brooke Brandimire	9	9	487	345	265	610	72	249	0	59	147	32	378	379	28	56	3125	
F	Ashley Bryant	17	8	723	417	396	761	122	391	0	129	262	40	462	533	58	84	4403	
F	Jennifer Cravens	9	9	549	393	304	635	80	270	0	66	181	37	408	416	43	66	3466	
F	Cynthia Thelen Garrison	11	8	533	335	275	647	66	202	0	66	176	38	351	428	40	53	3229	
F	C. Whitsides-Curry	4	7	374	168	200	585	58	104	0	43	89	25	221	242	24	39	2183	

Gender	Name	Blount	Cherokee	Colbert	Cullman	DeKalb	Etowah	Fayette	Franklin	Jackson	Lamar	Lawrence	Marion	Marshall	Tuscaloosa	Walker	Winston	Total
M	Gil Bachmann	16	13	687	425	403	832	113	281	0	92	225	41	468	491	56	80	4223
M	Cameron Kelly-Johnson	14	9	813	446	381	961	112	313	0	84	258	43	480	550	51	78	4593
M	James M. Price	14	11	773	468	428	1005	127	392	0	151	292	46	511	557	57	83	4915
M	Peter E. Tubbs	10	9	562	430	324	614	76	246	0	58	171	37	413	478	64	70	3562

Sanders CD 5							
Gender	Name	Jackson	Lauderdale	Limestone	Madison	Morgan	total
F	Lori Asburry	179	613	467	2905	473	<b>4637</b>
F	Jessica Bane	149	541	393	2576	382	<b>4041</b>
F	Bailey Dunkin	103	456	286	1950	304	<b>3099</b>
F	Teresa Jackson	191	689	514	3596	593	<b>5583</b>
F	Tamira Jones	127	640	506	4007	541	<b>5821</b>
F	Sarah Kirshen	89	361	242	1929	292	<b>2913</b>
F	Mona D Mitchell	102	431	273	2296	318	<b>3420</b>
F	Rene Reder	70	358	206	1695	254	<b>2583</b>
F	Larisa Thomason	125	387	279	2609	342	<b>3742</b>



Gender	Name	Jackson	Lauderdale	Limestone	Madison	Morgan	total
M	James Alex	134	436	318	2003	323	<b>3214</b>
M	Brian Bender	113	463	366	2425	372	<b>3739</b>
M	Forest Dewberry	127	508	301	2081	359	<b>3376</b>
M	Patrick Doyle	150	563	429	3293	463	<b>4898</b>
M	Reginald J. Hill, II	88	394	342	2999	383	<b>4206</b>
M	Dan Keys	107	376	275	1815	275	<b>2848</b>
M	Gabriel Joaquin T. Nix	81	283	233	1846	279	<b>2722</b>
M	Mike Nunes	53	252	180	1607	209	<b>2301</b>
M	Brian Peck	86	434	224	1449	269	<b>2462</b>
M	Tom Ryan	106	357	258	2038	305	<b>3064</b>
M	Weston Sims	69	300	242	1710	247	<b>2568</b>

Sanders Cd 6								
Gender	Name	Bibb	Blount	Chilton	Coosa	Jefferson	Shelby	total
F	Mallory Anderton	71	106	100	50	1784	932	3043
F	Cara McClure Black	48	61	72	34	1681	866	2762
F	Andre Dillingham	31	51	56	15	1191	732	2076
F	Pam Mac Dougall	53	70	75	30	1600	791	2619
F	Jennifer Gaulden	45	58	34	26	1113	619	1895
F	Amber Geislinger	31	58	45	27	1115	661	1937
F	Christina Massie	36	66	50	26	1193	647	2018
F	Kelsey McClure	49	62	51	32	1543	716	2453
F	Deidre Justice Nail	31	49	46	24	1508	774	2432
F	Michelle Phillips	47	75	60	34	1675	770	2661
F	Beverly Taylor	48	55	77	43	1398	680	2301
F	Savannah Thompson	49	54	55	26	1301	810	2295
F	Amy Williamson	36	76	48	34	1222	640	2056
	Total							

Gender	Name	Bibb	Blount	Chilton	Coosa	Jefferson	Shelby	total
	Mario Demetre Addison	49	62	71	30	1467	786	2465
	Eric Anderton	41	79	61	32	1364	673	2250
	Charles Sanders Camp	63	61	55	30	1184	599	1992
	David Clark	77	82	85	60	1702	870	2876
	Daniel Deriso	14	29	35	10	600	460	1148
	Brian Geislinger	20	30	34	23	813	458	1378
	Stan Glasscox	37	87	86	8	913	516	1647
	Dylan Haynes	19	33	40	20	754	434	1300
	Phillip Horry	23	28	23	9	646	301	1030
	Jeffery Hunter Hue	18	29	19	10	490	285	851
	Robert M. Juneau	17	23	31	12	581	326	990
	Robert Mardis, III	14	25	19	4	558	257	877

Xavier Moore	56	62	70	40	1896	1053	<b>3177</b>
Austin Noble	19	40	24	16	717	385	<b>1201</b>
John Northrop	19	47	31	10	770	346	<b>1223</b>
D. Anthony (Tony) Parker	33	28	44	30	1443	567	<b>2145</b>
Casey Phillips	21	69	63	27	805	414	<b>1399</b>
Edward Savela	12	34	26	8	827	404	<b>1311</b>
Louis Joseph Spano, Jr.	19	26	28	7	703	332	<b>1115</b>
Jared J. Vanderbleek	14	35	33	12	709	355	<b>1158</b>
Louis J. Willie, III	27	31	31	27	1089	413	<b>1618</b>

Bernie Sanders CD 7																
Gender	Name	Choctaw	Clarke	Dallas	Greene	Hale	Jefferson	Lowndes	Marengo	Montgomery	Perry	Pickens	Sumter	Tuscaloosa	Wilcox	Total
F	Millicent Bolden	58	35	260	44	65	1813	74	121	260	59	69	63	721	73	3715
F	Renee D. Cannon	45	38	242	43	73	1510	67	166	341	51	75	61	542	78	3332
F	Yawntreshia Coleman	42	29	226	29	41	2356	57	97	267	38	54	41	843	63	4183
F	Angela Warren Dutton	37	39	206	34	64	1577	54	102	235	40	61	60	508	55	3072
F	Jennifer Freehling	31	24	181	27	34	985	47	66	133	40	43	31	317	54	2013
F	Julia Juarez	25	26	136	31	35	1814	36	50	194	42	41	64	712	44	3250
F	Erin McGough	18	11	144	19	41	915	49	65	147	42	37	58	311	42	1899
F	Kimberly Meadows-Clark	60	47	328	65	66	2493	94	99	440	53	66	104	589	83	4587
F	Candice Murdock	40	37	189	46	43	1442	39	114	252	56	49	47	477	59	2890
F	Amber Pope	44	42	235	43	49	1784	31	140	209	66	64	54	527	65	3353
F	Ryan Randles	7	14	114	22	37	691	15	53	88	14	33	34	261	40	1423
F	Brenda Paige Ward	36	30	282	54	70	1964	45	83	244	76	47	61	486	65	3543
F	Sharron Williams	74	79	464	76	68	2686	128	149	556	50	79	120	603	137	5269

Gender	Name	Choctaw	Clarke	Dallas	Greene	Hale	Jefferson	Lowndes	Marengo	Montgomery	Perry	Pickens	Sumter	Tuscaloosa	Wilcox	Total
M	Carlos Chaverst	36	46	234	42	46	2143	93	109	327	58	54	88	775	65	4116
M	Michael Duran	64	60	496	51	82	1688	96	154	431	64	83	105	633	134	4141
M	Eric Dutton	46	43	279	59	72	2402	84	161	420	64	81	88	775	79	4653
M	Steven W. Hoyt	49	41	259	47	73	4778	74	128	300	64	82	78	751	77	6801
M	Joseph Ryan Jones	53	58	275	44	76	1228	60	113	264	58	76	111	514	113	3043
M	John H. Killian, Jr.	38	29	222	42	52	1122	54	92	190	55	55	68	476	66	2561
M	Brandon M. McCray	59	39	310	69	97	2220	107	102	441	54	103	82	716	76	4475
M	John Meehan	22	21	170	29	33	840	40	75	116	35	34	38	384	51	1888
M	Ryan Morton	21	27	172	32	40	795	17	85	80	42	50	43	382	74	1860
M	Demetrius C. Newton, Jr.	66	52	291	63	63	4379	63	93	443	38	79	103	1268	57	7058
M	Joshua J. Raby	9	20	106	27	28	1309	31	121	115	22	28	22	370	42	2250



Uncommitted CD 1																		
Gender	Name	Baldwin	Clarke	Escambia	Mobile	Monroe	Washington	Total										
F	Lula Albert-Kiagler	839	65	208	4621	403	406	6542										
Gender	Name	Baldwin	Clarke	Escambia	Mobile	Monroe	Washington	Total										
M	Colin Al-Green	598	35	198	3581	250	217	4879										
M	Keith Burroughs	645	73	163	4596	448	377	6302										
Uncommitted CD 2																		
Gender	Name	Autauga	Barbour	Bullock	Butler	Coffee	Conecuh	Covington	Crenshaw	Dale	Elmore	Geneva	Henry	Houston	Montgomery	Pike	Total	146
F	Carole Bilotta Clark	252	284	225	151	146	239	90	103	213	410	55	216	348	1780	282	4794	
F	Kimberly McGuinty	356	287	342	173	193	332	92	114	237	563	70	182	373	2453	382	6149	
	Total																	
Gender	Name	Autauga	Barbour	Bullock	Butler	Coffee	Conecuh	Covington	Crenshaw	Dale	Elmore	Geneva	Henry	Houston	Montgomery	Pike	Total	146
M	Paul F. Hard	278	238	324	152	151	310	80	78	207	456	51	160	385	1441	252	4563	
M	John White	424	424	368	220	215	365	140	162	309	601	103	284	467	2508	473	7063	
Uncommitted CD 3																		
Gender	Name	Calhoun	Chambers	Cherokee	Clay	Cleburne	Lee	Macon	Montgomery	Randolph	Russell	St. Clair	Talladega	Tallapoosa	Total	68		
F	Anita McDaniel Brueck	318	119	30	75	16	390	218	233	93	357	152	346	107	2454			
F	Jessica Lynn M. Forbus	517	182	53	184	20	498	326	203	144	487	191	529	268	3602			
F	Martha L. Jordan	434	196	64	155	29	568	418	288	147	579	180	737	178	3973			
	Total																	
Gender	Name	Calhoun	Chambers	Cherokee	Clay	Cleburne	Lee	Macon	Montgomery	Randolph	Russell	St. Clair	Talladega	Tallapoosa	Total	32	68	
M	Hunter Chase Gentry	408	176	70	139	34	533	231	165	152	714	187	421	181	3411			
M	Willie L. Kirk, Jr.	632	281	71	165	30	813	771	402	198	653	215	652	309	5192			
M	James R. Lawlor, IV	282	79	30	75	11	199	185	139	65	207	115	385	103	1875			
Uncommitted CD 4																		
Gender	Name	Blount	Cherokee	Colbert	Cullman	DeKalb	Etowah	Fayette	Franklin	Jackson	Lamar	Lawrence	Marion	Marshall	Tuscaloosa	Walker	Winston	
F	Melissa Callan Karrh	7	6	539	194	173	533	127	345	0	110	226	26	178	283	33	51	
	NO CANDIDATE QUALIFIED																	
Uncommitted CD 5																		
Gender	Name	Jackson	Lauderdale	Limestone	Madison	Morgan	total											
F	Amy Jo King Burks	70	268	262	982	268	1850											

F	Josephine Ann Cummings	75	214	239	1361	251	2140											
F	Regina Pickett Garson	64	287	320	1992	344	3007											
F	Cathy C. McNeal	80	250	186	1433	190	2139											
<b>Gender</b>	<b>Name</b>	<b>Jackson</b>	<b>Lauderdale</b>	<b>Limestone</b>	<b>Madison</b>	<b>Morgan</b>	<b>total</b>											
M	Robert DeNeefe	53	177	189	849	188	1456											
M	Robert "Bob" Harrison	183	634	645	6134	526	8122											
M	Wade Lipscomb	78	292	238	1360	360	2328											
<b>Uncommitted CD 6</b>			52															
<b>Gender</b>	<b>Name</b>	<b>Bibb</b>	<b>Blount</b>	<b>Chilton</b>	<b>Coosa</b>	<b>Jefferson</b>	<b>Shelby</b>	<b>total</b>										
F	Teresa Smiley	112	132	84	140	2160	746	3374										
<b>Gender</b>	<b>Name</b>	<b>Bibb</b>	<b>Blount</b>	<b>Chilton</b>	<b>Coosa</b>	<b>Jefferson</b>	<b>Shelby</b>	<b>total</b>										
M	Dennis W. Bates	129	80	113	147	2228	854	3551										
<b>Uncommitted CD 7</b>										54								
<b>Gender</b>	<b>Name</b>	<b>Choctaw</b>	<b>Clarke</b>	<b>Dallas</b>	<b>Greene</b>	<b>Hale</b>	<b>Jefferson</b>	<b>Lowndes</b>	<b>Marengo</b>	<b>Montgomery</b>	<b>Perry</b>	<b>Pickens</b>	<b>Sumter</b>	<b>Tuscaloosa</b>	<b>Wilcox</b>	<b>Total</b>		
F	Pamalia Jones	168	116	782	126	127	2922	272	319	843	144	180	317	702	274	7292		
F	Bacarra Sanderson Mauldin	39	27	224	39	45	1077	66	85	172	36	50	85	188	89	2222		
F	Eyrika Parker	93	75	436	77	72	3529	126	147	436	63	110	118	587	140	6009		
F	Angela Webb-Weinberg	47	32	378	86	73	1539	114	211	347	64	80	114	369	121	3575		
<b>Gender</b>	<b>Uncommitted Name</b>	<b>Choctaw</b>	<b>Clarke</b>	<b>Dallas</b>	<b>Greene</b>	<b>Hale</b>	<b>Jefferson</b>	<b>Lowndes</b>	<b>Marengo</b>	<b>Montgomery</b>	<b>Perry</b>	<b>Pickens</b>	<b>Sumter</b>	<b>Tuscaloosa</b>	<b>Wilcox</b>	<b>Total</b>		
M	Kyle C. Campbell	191	155	955	172	165	4593	365	408	696	134	216	392	747	276	9465		
M	Terance Watchdog Dawson	94	92	655	111	123	3703	343	222	1772	100	113	205	726	208	8467		
M	Martin Weinberg	85	63	400	63	100	2228	81	177	238	85	78	116	268	169	4151		