




STATE OF ALABAMA

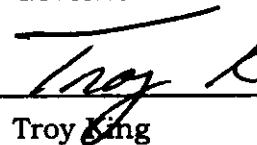
Certification of Result

We, the undersigned, hereby concur with the findings of the Secretary of State, attached hereto, and, therefore, pursuant to Title 17 of the Code of Alabama, 1975, hereby certify that Paul J. DeMarco is elected as member of the Alabama House of Representatives, District 46.


In Testimony Whereby, I have hereunto set my hand and affixed the Great and Principal Seal of the State of Alabama at the State Capitol, in the City of Montgomery, on this the 4th day of May, in the year 2005.



Bob Riley
Governor



Troy King
Attorney General




Nancy L. Worley
Secretary of State

Nancy L. Worley
Secretary of State

P.O. Box 5616
Montgomery, AL 36103-5616

STATE OF ALABAMA


I, Nancy L. Worley, Secretary of State of the State of Alabama, having custody of the Great and Principal Seal of said State, do hereby certify that in accordance with the Code of Alabama, 1975, as amended, that Paul J. DeMarco has been certified to the Office of the Secretary of State, as set forth in the documents hereto attached, as the candidate for the Alabama Republican Party in the Special General Election to be held on Tuesday, June 7, 2005, for member of the Alabama House of Representatives, District 46. Pursuant to Amendment 97 of the Alabama Constitution of 1901, recompiled as §46(b), I, as Secretary of State, have determined that no other candidate exists in this election, by nomination of political party or by petition, and hereby find that Paul J. DeMarco is a legally qualified candidate and unopposed in this election. Accordingly, the Special General Election called by proclamation of the Governor for June 7, 2005, shall not be held and Paul J. DeMarco shall be issued a certificate of election.



In Testimony Whereof, I have hereunto set my hand and affixed the Great Seal of the State, at the Capitol, in the City of Montgomery, on this day.

May 4, 2005

Date


Nancy L. Worley Secretary of State



May 3, 2005

Hon. Nancy Worley
Secretary of State
State Capitol, Room S-102
Montgomery, AL 36130



Dear Secretary Worley:

I hereby certify that the attached documents are the correct returns of the votes cast in Jefferson County for the candidates in the April 26, 2005 Republican special primary runoff election for House Seat 46. Furthermore, I hereby certify Paul J. DeMarco as the Republican nominee for the special general election to be held June 7, 2005.

Given under my hand, this 3rd day of May, 2005

A handwritten signature in cursive script that reads "Twinkle Andress Cavanaugh".

Twinkle Andress Cavanaugh
Chairman, Alabama Republican Party

**CERTIFICATE OF RESULT
SPECIAL PRIMARY RUNOFF ELECTION
HOUSE DISTRICT 46
CONDUCTED APRIL 26, 2005**

**STATE OF ALABAMA
JEFFERSON COUNTY**

We, the undersigned at the above election held, in above county in the State of Alabama on the above date, do hereby, certify that said election was held in accordance with the law and that the result of said election was a follows:

HOUSE DISTRICT 46

PAUL J. DEMARCO

RECEIVED 2,161 VOTES _____ PROV. VOTES _____ TOTAL VOTES

ALLEN SANDERSON


RECEIVED 1,610 VOTES _____ PROV. VOTES _____ TOTAL VOTES

Certified and attested this the 29th day of APRIL, 2005, by the undersigned.



REPUBLICAN CHAIRPERSON

Subscribed and sworn by me this the 29th day of April, 2005.



NOTARY PUBLIC

My commission expires 14th day of August, 2005.

HOUSE 46 SPECIAL ELECTION

RUNOFF

26 APRIL 2005

UNOFFICIAL RESULTS

[View Summary Report](#)

Election Results - Precinct Report

Precinct: 4601 HUNTER STREET BAP

REGISTERED VOTERS - TOTAL

	Votes	Percent
REGISTERED VOTERS - TOTAL	2,612	100.00%

BALLOTS CAST - TOTAL

	Votes	Percent
BALLOTS CAST - TOTAL	351	100.00%

STATE REPRESENTATIVE, DISTRICT NO. 46

	Votes	Percent
PAUL J. DEMARCO	209	59.54%
ALLEN SANDERSON	142	40.46%
OVER VOTES	0	0.00%
UNDER VOTES	0	0.00%

UNOFFICIAL RESULTS

Run Date: Tuesday, April 26, 2005 7:55:57 PM CDT

HOUSE 46 SPECIAL ELECTION

RUNOFF

26 APRIL 2005

UNOFFICIAL RESULTS

[View Summary Report](#)

Election Results - Precinct Report

Precinct: 4602 PRNCE O PEACE CHR

REGISTERED VOTERS - TOTAL

	Votes	Percent
REGISTERED VOTERS - TOTAL	2,414	100.00%

BALLOTS CAST - TOTAL

	Votes	Percent
BALLOTS CAST - TOTAL	534	100.00%

STATE REPRESENTATIVE, DISTRICT NO. 46

	Votes	Percent
PAUL J. DEMARCO	306	57.30%
ALLEN SANDERSON	228	42.70%
OVER VOTES	0	0.00%
UNDER VOTES	0	0.00%

UNOFFICIAL RESULTS

Run Date: Tuesday, April 26, 2005 7:55:57 PM CDT

HOUSE 46 SPECIAL ELECTION RUNOFF

26 APRIL 2005
UNOFFICIAL RESULTS

[View Summary Report](#)

Election Results - Precinct Report

Precinct: 4602 PRNCE O PEACE CHR

REGISTERED VOTERS - TOTAL

	Votes	Percent
REGISTERED VOTERS - TOTAL	2,414	100.00%

BALLOTS CAST - TOTAL

	Votes	Percent
BALLOTS CAST - TOTAL	1	100.00%

STATE REPRESENTATIVE, DISTRICT NO. 46

	Votes	Percent
PAUL J. DEMARCO	0	0.00%
ALLEN SANDERSON	1	100.00%
OVER VOTES	0	0.00%
UNDER VOTES	0	0.00%

UNOFFICIAL RESULTS

Run Date: Tuesday, April 26, 2005 7:55:57 PM CDT

HOUSE 46 SPECIAL ELECTION

RUNOFF

26 APRIL 2005

UNOFFICIAL RESULTS

[View Summary Report](#)

Election Results - Precinct Report

Precinct: 4603 SHADES CREST BAP

REGISTERED VOTERS - TOTAL

	Votes	Percent
REGISTERED VOTERS - TOTAL	1,094	100.00%

BALLOTS CAST - TOTAL

	Votes	Percent
BALLOTS CAST - TOTAL	200	100.00%

STATE REPRESENTATIVE, DISTRICT NO. 46

	Votes	Percent
PAUL J. DEMARCO	93	46.50%
ALLEN SANDERSON	107	53.50%
OVER VOTES	0	0.00%
UNDER VOTES	0	0.00%

UNOFFICIAL RESULTS

Run Date: Tuesday, April 26, 2005 7:55:57 PM CDT

HOUSE 46 SPECIAL ELECTION RUNOFF

26 APRIL 2005
UNOFFICIAL RESULTS

[View Summary Report](#)

Election Results - Precinct Report

Precinct: 4603 SHADES CREST BAP

REGISTERED VOTERS - TOTAL

	Votes	Percent
REGISTERED VOTERS - TOTAL	1,094	100.00%

BALLOTS CAST - TOTAL

	Votes	Percent
BALLOTS CAST - TOTAL	139	100.00%

STATE REPRESENTATIVE, DISTRICT NO. 46

	Votes	Percent
PAUL J. DEMARCO	69	49.64%
ALLEN SANDERSON	70	50.36%
OVER VOTES	0	0.00%
UNDER VOTES	0	0.00%

UNOFFICIAL RESULTS

Run Date: Tuesday, April 26, 2005 7:55:57 PM CDT

HOUSE 46 SPECIAL ELECTION RUNOFF

26 APRIL 2005
UNOFFICIAL RESULTS

[View Summary Report](#)

Election Results - Precinct Report

Precinct: 4604 BLUFF PARK METH.

REGISTERED VOTERS - TOTAL

	Votes	Percent
REGISTERED VOTERS - TOTAL	1,568	100.00%

BALLOTS CAST - TOTAL

	Votes	Percent
BALLOTS CAST - TOTAL	28	100.00%

STATE REPRESENTATIVE, DISTRICT NO. 46

	Votes	Percent
PAUL J. DEMARCO	15	53.57%
ALLEN SANDERSON	13	46.43%
OVER VOTES	0	0.00%
UNDER VOTES	0	0.00%

UNOFFICIAL RESULTS

Run Date: Tuesday, April 26, 2005 7:55:57 PM CDT

HOUSE 46 SPECIAL ELECTION RUNOFF

26 APRIL 2005
UNOFFICIAL RESULTS

[View Summary Report](#)

Election Results - Precinct Report

Precinct: 4604 BLUFF PARK METH.

REGISTERED VOTERS - TOTAL

	Votes	Percent
REGISTERED VOTERS - TOTAL	1,568	100.00%

BALLOTS CAST - TOTAL

	Votes	Percent
BALLOTS CAST - TOTAL	344	100.00%

STATE REPRESENTATIVE, DISTRICT NO. 46

	Votes	Percent
PAUL J. DEMARCO	168	48.84%
ALLEN SANDERSON	176	51.16%
OVER VOTES	0	0.00%
UNDER VOTES	0	0.00%

UNOFFICIAL RESULTS

Run Date: Tuesday, April 26, 2005 7:55:57 PM CDT

iReport System Copyright 2001 All Rights Reserved | essvote.com

HOUSE 46 SPECIAL ELECTION RUNOFF

26 APRIL 2005
UNOFFICIAL RESULTS

[View Summary Report](#)

Election Results - Precinct Report

Precinct: 4605 EDGEWOOD ELEMENTARY

REGISTERED VOTERS - TOTAL

	Votes	Percent
REGISTERED VOTERS - TOTAL	1,248	100.00%

BALLOTS CAST - TOTAL

	Votes	Percent
BALLOTS CAST - TOTAL	368	100.00%

STATE REPRESENTATIVE, DISTRICT NO. 46

	Votes	Percent
PAUL J. DEMARCO	197	53.53%
ALLEN SANDERSON	171	46.47%
OVER VOTES	0	0.00%
UNDER VOTES	0	0.00%

UNOFFICIAL RESULTS

Run Date: Tuesday, April 26, 2005 7:55:57 PM CDT

HOUSE 46 SPECIAL ELECTION

RUNOFF

26 APRIL 2005

UNOFFICIAL RESULTS

[View Summary Report](#)

Election Results - Precinct Report

Precinct: 4606 HOMEWOOD PUB LIB

REGISTERED VOTERS - TOTAL

	Votes	Percent
REGISTERED VOTERS - TOTAL	1,798	100.00%

BALLOTS CAST - TOTAL

	Votes	Percent
BALLOTS CAST - TOTAL	453	100.00%

STATE REPRESENTATIVE, DISTRICT NO. 46

	Votes	Percent
PAUL J. DEMARCO	301	66.45%
ALLEN SANDERSON	152	33.55%
OVER VOTES	0	0.00%
UNDER VOTES	0	0.00%

UNOFFICIAL RESULTS

Run Date: Tuesday, April 26, 2005 7:55:57 PM CDT

HOUSE 46 SPECIAL ELECTION RUNOFF

26 APRIL 2005
UNOFFICIAL RESULTS

[View Summary Report](#)

Election Results - Precinct Report

Precinct: 4606 HOMEWOOD PUB LIB

REGISTERED VOTERS - TOTAL

	Votes	Percent
REGISTERED VOTERS - TOTAL	1,798	100.00%

BALLOTS CAST - TOTAL

	Votes	Percent
BALLOTS CAST - TOTAL	64	100.00%

STATE REPRESENTATIVE, DISTRICT NO. 46

	Votes	Percent
PAUL J. DEMARCO	45	70.31%
ALLEN SANDERSON	19	29.69%
OVER VOTES	0	0.00%
UNDER VOTES	0	0.00%

UNOFFICIAL RESULTS

Run Date: Tuesday, April 26, 2005 7:55:57 PM CDT

HOUSE 46 SPECIAL ELECTION RUNOFF

26 APRIL 2005
UNOFFICIAL RESULTS

[View Summary Report](#)

Election Results - Precinct Report

Precinct: 4607 MT BROOK GRAM SCH

REGISTERED VOTERS - TOTAL

	Votes	Percent
REGISTERED VOTERS - TOTAL	441	100.00%

BALLOTS CAST - TOTAL

	Votes	Percent
BALLOTS CAST - TOTAL	88	100.00%

STATE REPRESENTATIVE, DISTRICT NO. 46

	Votes	Percent
PAUL J. DEMARCO	59	67.05%
ALLEN SANDERSON	29	32.95%
OVER VOTES	0	0.00%
UNDER VOTES	0	0.00%

UNOFFICIAL RESULTS

Run Date: Tuesday, April 26, 2005 7:55:57 PM CDT

HOUSE 46 SPECIAL ELECTION RUNOFF

26 APRIL 2005
UNOFFICIAL RESULTS

[View Summary Report](#)

Election Results - Precinct Report

Precinct: 4607 MT BROOK GRAM SCH

REGISTERED VOTERS - TOTAL

	Votes	Percent
REGISTERED VOTERS - TOTAL	441	100.00%

BALLOTS CAST - TOTAL

	Votes	Percent
BALLOTS CAST - TOTAL	86	100.00%

STATE REPRESENTATIVE, DISTRICT NO. 46

	Votes	Percent
PAUL J. DEMARCO	55	63.95%
ALLEN SANDERSON	31	36.05%
OVER VOTES	0	0.00%
UNDER VOTES	0	0.00%

UNOFFICIAL RESULTS

Run Date: Tuesday, April 26, 2005 7:55:57 PM CDT

HOUSE 46 SPECIAL ELECTION

RUNOFF

26 APRIL 2005

UNOFFICIAL RESULTS

[View Summary Report](#)

Election Results - Precinct Report

Precinct: 4608 ST. LUKES EPIS CH.

REGISTERED VOTERS - TOTAL

	Votes	Percent
REGISTERED VOTERS - TOTAL	971	100.00%

BALLOTS CAST - TOTAL

	Votes	Percent
BALLOTS CAST - TOTAL	365	100.00%

STATE REPRESENTATIVE, DISTRICT NO. 46

	Votes	Percent
PAUL J. DEMARCO	226	61.92%
ALLEN SANDERSON	139	38.08%
OVER VOTES	0	0.00%
UNDER VOTES	0	0.00%

UNOFFICIAL RESULTS

Run Date: Tuesday, April 26, 2005 7:55:57 PM CDT

HOUSE 46 SPECIAL ELECTION RUNOFF

26 APRIL 2005
UNOFFICIAL RESULTS

[View Summary Report](#)

Election Results - Precinct Report

Precinct: 4608 ST. LUKES EPIS CH.

REGISTERED VOTERS - TOTAL

	Votes	Percent
REGISTERED VOTERS - TOTAL	971	100.00%

BALLOTS CAST - TOTAL

	Votes	Percent
BALLOTS CAST - TOTAL	73	100.00%

STATE REPRESENTATIVE, DISTRICT NO. 46

	Votes	Percent
PAUL J. DEMARCO	46	83.01%
ALLEN SANDERSON	27	36.99%
OVER VOTES	0	0.00%
UNDER VOTES	0	0.00%

UNOFFICIAL RESULTS

Run Date: Tuesday, April 26, 2005 7:55:57 PM CDT

HOUSE 46 SPECIAL ELECTION

RUNOFF

26 APRIL 2005

UNOFFICIAL RESULTS

[View Summary Report](#)

Election Results - Precinct Report

Precinct: 4609 MT BRK CITY HALL

REGISTERED VOTERS - TOTAL

	Votes	Percent
REGISTERED VOTERS - TOTAL	1,489	100.00%

BALLOTS CAST - TOTAL

	Votes	Percent
BALLOTS CAST - TOTAL	224	100.00%

STATE REPRESENTATIVE, DISTRICT NO. 46

	Votes	Percent
PAUL J. DEMARCO	120	53.57%
ALLEN SANDERSON	104	46.43%
OVER VOTES	0	0.00%
UNDER VOTES	0	0.00%

UNOFFICIAL RESULTS

Run Date: Tuesday, April 26, 2005 7:55:57 PM CDT

HOUSE 46 SPECIAL ELECTION

RUNOFF

26 APRIL 2005

UNOFFICIAL RESULTS

[View Summary Report](#)

Election Results - Precinct Report

Precinct: 4609 MT BRK CITY HALL

REGISTERED VOTERS - TOTAL

	Votes	Percent
REGISTERED VOTERS - TOTAL	1,489	100.00%

BALLOTS CAST - TOTAL

	Votes	Percent
BALLOTS CAST - TOTAL	431	100.00%

STATE REPRESENTATIVE, DISTRICT NO. 46

	Votes	Percent
PAUL J. DEMARCO	238	55.22%
ALLEN SANDERSON	193	44.78%
OVER VOTES	0	0.00%
UNDER VOTES	0	0.00%

UNOFFICIAL RESULTS

Run Date: Tuesday, April 26, 2005 7:55:57 PM CDT

HOUSE 46 SPECIAL ELECTION

RUNOFF

26 APRIL 2005

UNOFFICIAL RESULTS

[View Summary Report](#)

Election Results - Precinct Report

Precinct: BESSEMER ABSENTEE

REGISTERED VOTERS - TOTAL

	Votes	Percent
REGISTERED VOTERS - TOTAL	0	

BALLOTS CAST - TOTAL

	Votes	Percent
BALLOTS CAST - TOTAL	1	100.00%

STATE REPRESENTATIVE, DISTRICT NO. 46

	Votes	Percent
PAUL J. DEMARCO	1	100.00%
ALLEN SANDERSON	0	0.00%
OVER VOTES	0	0.00%
UNDER VOTES	0	0.00%

UNOFFICIAL RESULTS

Run Date: Tuesday, April 26, 2005 7:55:57 PM CDT

HOUSE 46 SPECIAL ELECTION RUNOFF

26 APRIL 2005
UNOFFICIAL RESULTS

[View Summary Report](#)

Election Results - Precinct Report

Precinct: BIRMINGHAM ABSENTEE

REGISTERED VOTERS - TOTAL

	Votes	Percent
REGISTERED VOTERS - TOTAL	0	

BALLOTS CAST - TOTAL

	Votes	Percent
BALLOTS CAST - TOTAL	21	100.00%

STATE REPRESENTATIVE, DISTRICT NO. 46

	Votes	Percent
PAUL J. DEMARCO	13	61.90%
ALLEN SANDERSON	8	38.10%
OVER VOTES	0	0.00%
UNDER VOTES	0	0.00%

UNOFFICIAL RESULTS

Run Date: Tuesday, April 26, 2005 7:55:57 PM CDT

HOUSE 46 SPECIAL ELECTION

RUNOFF

26 APRIL 2005

UNOFFICIAL RESULTS

[View Summary Report](#)

Election Results - Precinct Report

Precinct: PROVISIONAL

BALLOTS CAST - TOTAL

	Votes	Percent
BALLOTS CAST - TOTAL	0	

STATE REPRESENTATIVE, DISTRICT NO. 46

	Votes	Percent
PAUL J. DEMARCO	0	
ALLEN SANDERSON	0	
OVER VOTES	0	
UNDER VOTES	0	

UNOFFICIAL RESULTS

Run Date: Tuesday, April 26, 2005 7:55:57 PM CDT